



KALLAM SPINNING MILLS LIMITED

CIN -L18100AP1992PLC013860

NH-5, Chowdavaram, GUNTUR - 522 019. A.P., INDIA.

Ph: 2344010,11, 17 (3Lines) Fax:0863-2344000

E-mail: kallamsp@gmail.com

TIN NO: 37870194036, C.S.T.NO.GNT/07/01/2020 dt: 06.11.1993, ECCNO: AAACK9363M XM001



Ref: KSML/CORP/CS/ 2014-15

Date: 07.01.2015

To,
Bombay Stock Exchange Limited,
Phiroze Jeejeeboy Towers,
Dalal Street,
Mumbai- 400 001.
PH :(022) 22721233/34

Dear Sir,

Sub: Shareholding pattern for the Quarter ending 31.12.2014 –Reg.

We are herewith sending the shareholding pattern pursuant to clause 35 of the listing agreement and Category wise Summary for the quarter ending 31st December, 2014.


Kindly acknowledge receipt of the same.

Thanking you sir,

Yours Sincerely

For Kallam Spinning Mills Limited,

P.Venkateswara Reddy
Managing Director




Name of the Company : KALLAM SPINNING MILLS LTD

Script Code, Name of the scrip, class of security :

Quarter ended : 31/12/2014

Partly paid-up shares :-	No. of partly paid-up shares	As a % of total no. of shares	No. of partly paid-up shares of the company	As a % of total no. of shares of the company
Held by promoter/ promoter group		0.00		0.00
Held by public		0.00		0.00
Total	0	0.00		0.00
Outstanding convertible securities	No. of outstanding securities	As a % of total no. of convertible securities	As a % of total no. of shares of the company, assuming full conversion of the convertible securities	
Held by promoter/ promoter group		0.00		0.00
Held by public		0.00		0.00
Total	0	0.00		0.00
Warrants	No. of Warrants	As a % of total no. of Warrants	As a % of total no. of shares of the company, assuming full conversion of warrants	
Held by promoter/ promoter group	0	0.00		0.00
Held by public	0	0.00		0.00
Total	0	0.00		0.00
Total paid-up capital of the company, assuming full conversion of warrants convertible securities	6851100			100.00
Total (A+B+C)+ D+E+F)				



C

Statement Showing Shareholding Pattern

Table I(a)

Category Shareholder Code	Number of Shareholders	Total Number Of Shares	Number of Shares held in		(IV)	Total Shareholding as a percentage of total number of		Shares Pledged or otherwise encumbered	
			Dematerialised shares form	As a percentage of (A+B)		Percentage of (A+B+C)	As a percentage (IX)=(VIII)/(IV) *100		
(I)	(II)	(III)	(V)	(VI)	(VII)	(VIII)	(IX)		
(A) Shareholding of Promoter and Promoter Group²									
1. INDIAN									
(a)	INDIVIDUAL / HUF	24	2431984	2431984	35.4977	35.4977	0	0.00	
(b)	CENTRAL / STATE GOVERNMENT(S)	0	0	0	0.0000	0.0000	0	0.00	
(c)	BODIES CORPORATE	0	0	0	0.0000	0.0000	0	0.00	
(d)	FINANCIAL INSTITUTIONS / BANKS	0	0	0	0.0000	0.0000	0	0.00	
(e)	ANY OTHERS (Specify)	0	0	0	0.0000	0.0000	0	0.00	
(f)	DIRECTORS RELATIVES	0	0	0	0.0000	0.0000	0	0.00	
(ii)	GROUP COMPANIES	1	874057	874057	12.7579	12.7579	0	0.00	
SUB TOTAL (A)(1) :			3306041	3306041	48.2556	48.2556	0	0.00	
2. FOREIGN									
(a)	INDIVIDUAL	0	0	0	0.0000	0.0000	0	0.00	
(b)	BODIES CORPORATE	0	0	0	0.0000	0.0000	0	0.00	
(c)	INSTITUTIONS	0	0	0	0.0000	0.0000	0	0.00	
(d)	QUALIFIED FOREIGN INVESTOR	0	0	0	0.0000	0.0000	0	0.00	
SUB TOTAL (A)(2) :			0	0	0.0000	0.0000	0	0.00	
Total holding for promoters (A)=(A)(1) + (A)(2)			3306041	3306041	48.2556	48.2556	0	0.00	
(B) Public shareholding									
1. INSTITUTIONS									
(a)	MUTUAL FUNDS / UTI	1	10000	0	0.1460	0.1460	0	0.00	
(b)	FINANCIAL INSTITUTIONS / BANKS	0	0	0	0.0000	0.0000	0	0.00	
(c)	CENTRAL / STATE GOVERNMENT(S)	0	0	0	0.0000	0.0000	0	0.00	
(d)	VENTURE CAPITAL FUNDS	0	0	0	0.0000	0.0000	0	0.00	
(e)	INSURANCE COMPANIES	0	0	0	0.0000	0.0000	0	0.00	
(f)	FIS	0	0	0	0.0000	0.0000	0	0.00	
(g)	FOREIGN VENTURE CAPITAL INVESTORS	0	0	0	0.0000	0.0000	0	0.00	
SUB TOTAL (B)(1) :			10000	0	0.1460	0.1460	0	0.00	



Statement Showing Shareholding Pattern

Table (I)(a)

Category of Shareholder Code	Number of Shareholders	Total Number of Shares	Total Shareholding as a percentage of total number of shares		As a Percentage of (A+B) (VI)	Number of Dematerialised shares in form (V)	As a Percentage of (A+B+C) (VII)	Shares Pledged or otherwise encumbered	As a percentage (IX)=(VII)/(IV) *100
			(IV)	(V)					
B.2. Non-institutions									
(a) BODIES CORPORATE	73	101240	83340	1.4777	1.4777	0	0	0.00	
(b) INDIVIDUAL									
(i) CAPITAL UP TO Rs. 1 Lakh	3174	1426006	1030276	20.8143	20.8143	0	0	0.00	
(ii) CAPITAL GREATER THAN Rs. 1 Lakh	28	1833195	1665895	26.7577	26.7577	0	0	0.00	
(c) ANY OTHERS (Specify)									
(i) TRUSTS	0	0	0	0.0000	0.0000	0	0	0.00	
(ii) CLEARING MEMBER	12	3141	3141	0.0458	0.0458	0	0	0.00	
(iii) DIRECTORS RELATIVES	0	0	0	0.0000	0.0000	0	0	0.00	
(iv) EMPLOYEE	0	0	0	0.0000	0.0000	0	0	0.00	
(v) NON RESIDENT INDIANS (NRI)	11	171477	171477	2.5029	2.5029	0	0	0.00	
(vi) OVERSEAS BODIES CORPORATE	0	0	0	0.0000	0.0000	0	0	0.00	
SUB TOTAL (B)(2) :	3298	3535059	2954129	51.5984	51.5984	0	0	0.00	
Total Public Shareholding									
(B)=(B)(1) + (B)(2)	3299	3545059	2954129	51.7444	51.7444	0	0	0.00	
Total (A) + (B) :	3324	6851100	6260170	100.0000	100.0000	0	0	0.00	

(C) Shares held by Custodians and against which Depository Receipts have been issued

SUB TOTAL (C)(1) :	0	0	0	0.0000	0.0000	0	0	0.00
Grand Total (A) + (B) + (C)	3324	6851100	6260170	100	100.0000	0	0	0.00

NOTES :

1) NAME, NUMBER OF SHARES HELD & PERCENTAGE OF ENTITIES / PERSONS HOLDING MORE THAN 1% OF THE TOTAL SHARES OF THE COMPANY IS AS PER ANNEXURE



(f)(b) Statement showing holding of securities (including shares, warrants, convertible securities) of persons belonging to the category "Promoter and Promoter Group"

(I)	(II)	Total shares held			Encumbered shares (*)			Details of warrants			Details of convertible securities		
		Number of shares	As a % of grand total (A)+(B)+(C)	Number	As a percentage	As a % of grand total (A)+(B)+(C) of sub-clause (I)(a)	Number of warrants held	As a % of total number of warrants of the same class	Number of convertible securities held	As a % of total number of convertible securities of the same class	Total shares (including underlying shares assuming full conversion of warrants and convertible securities) as a % of diluted share capital		
(I)	(II)	(III)	(IV)	(V)	(VI) $=(V)/(III)*100$	(VII)	(VIII)	(IX)	(X)	(XI)	(XII)		
1	KALLAM AGRO PRODUCTS AND OILS LTD	874057	12.7579	0	0.00	0.00	0	0	0	0	0		
2	GURRAM VENKATA KRISHNA REDDY	555065	8.1018	0	0.00	0.00	0	0	0	0	0		
3	KALLAM HARINADHA REDDY	359500	5.2444	0	0.00	0.00	0	0	0	0	0		
4	KALLAM MOHAN REDDY	311500	4.5467	0	0.00	0.00	0	0	0	0	0		
5	PRATHYUSHA KALLAM	190100	2.7747	0	0.00	0.00	0	0	0	0	0		
6	POLURI VENKATESHWARA REDDY	184200	2.6886	0	0.00	0.00	0	0	0	0	0		
7	KALLAM VENKATA SUBBAYAMMA	133400	1.9471	0	0.00	0.00	0	0	0	0	0		
8	NAGIREDDY KALLAM	117800	1.7194	0	0.00	0.00	0	0	0	0	0		
9	UMASANKARA REDDY MOVVA	106824	1.5592	0	0.00	0.00	0	0	0	0	0		
10	KALLAM ANNAPURNA	103000	1.5034	0	0.00	0.00	0	0	0	0	0		
11	KALLAM HARINADHA REDDY	77900	1.1370	0	0.00	0.00	0	0	0	0	0		
12	MOVVA VENKATA SUBBA REDDY	68500	0.9998	0	0.00	0.00	0	0	0	0	0		
13	PRABHAKARA RAO NALLI	55235	0.8062	0	0.00	0.00	0	0	0	0	0		
14	NALLI MANIKYAMMA	37500	0.5474	0	0.00	0.00	0	0	0	0	0		
15	NALLI PRATHIBHA RANI	30000	0.4379	0	0.00	0.00	0	0	0	0	0		
16	ANUMULA RANGA REDDY	20400	0.2978	0	0.00	0.00	0	0	0	0	0		
17	N USHA	20000	0.2919	0	0.00	0.00	0	0	0	0	0		
18	N RAJENDRA PRASAD	17400	0.2540	0	0.00	0.00	0	0	0	0	0		
19	POLURI SIVANAGENDRAMMA	15000	0.2189	0	0.00	0.00	0	0	0	0	0		
20	KALLAM SIVA KUMARI	11700	0.1708	0	0.00	0.00	0	0	0	0	0		
21	MOVVA KAVITHA	10000	0.1460	0	0.00	0.00	0	0	0	0	0		



22	NAGENDRAMMA POLURI	4500	0.0657	0	0.00	0.00	0	0	0	0	0	0	0
23	NETHI PRASAD	2500	0.0365	0	0.00	0.00	0	0	0	0	0	0	0
24	SUBBAYAMMA POLURI	86	0.0013	0	0.00	0.00	0	0	0	0	0	0	0
25	SUREDDY MALLESWARI	74	0.0011	0	0.00	0.00	0	0	0	0	0	0	0
TOTAL:		3306041	48.2556	0	0.00	0.0000	0	0	0	0	0	0	0

PRINTED ON: 02/01/2015

PAGE NO: 2

Statement showing holding of securities (including shares, warrants, convertible securities) of persons belonging to the category "Public" and holding more than 1% of the total number of shares.

Sr.No	Name of the shareholder	Number of shares	Shares as a percentage of total number of shares (i.e., Grand Total (A) + (B) + (C) indicated in Statement at para (1) (a) above)	Details of warrants		Details of convertible securities		Total shares (including underlying shares assuming full conversion of warrants and convertible securities) as a % of diluted share capital
				Number of warrants	As a % total number of warrants of the same class	Number of convertible securities held	% v.r.t. total number of convertible securities of the same class	
1	LAKSHMINARAYANAN T	558241	8.1482	0	0	0	0	0
2	THIRUPATHI LAKSHMINARAYANAN	181544	2.6499	0	0	0	0	0
3	POLURI GOVARDHAN REDDY	172711	2.5209	0	0	0	0	0
4	VECHA VISWESWARA RAO	160195	2.3382	0	0	0	0	0
5	VENUGOPALA REDDY POLURI	156052	2.2778	0	0	0	0	0
6	GURRAM NITIN	107100	1.5633	0	0	0	0	0
7	P KINNERA	90915	1.3270	0	0	0	0	0
8	KALLAM HARA MOHAN MADHUR	83500	1.2188	0	0	0	0	0
9	M R NAIK	75269	1.0694	0	0	0	0	0
TOTAL:		1588527	23.1135	0	0	0	0	0

Printed Date: 1/2/2015

PAGE NO: 1



(D)(c)(ii) Statement showing holding of securities (including shares, warrants, convertible securities) of persons (together with PAC) belonging to the category "Public" and holding more than 5% of the total number of shares of the company.

SR.NO	Name	Number of shares	Details of warrants		Details of convertible securities		Total shares (including underlying shares assuming full conversion of warrants and convertible securities) as a % of diluted share capital
			Number of warrants held	As a % total number of warrants of the same class	Number of convertible securities held	% w.r.t. total number of convertible securities of the same class	
1	LAKSHMINARAYANAN T	558241	0	0	0	0	0
TOTAL:		558241	0	0	0	0	0

Printed Date : 1/2/2015

(D)(d) Statement showing details of locked-in shares AS ON: 31/12/2014

Sr No	Name of the shareholder	Number of locked-in shares	Locked-in shares as a percentage of total number of shares (i.e., Grand Total (A)+(B)+(C) indicated in Statement at para (f)(a) above)	Promoter / Promoter Group / Public
1				
TOTAL:				




(II)(e) Statement showing details of Depository Receipts (DRs)

Sr.No.	Type of Outstanding DR (ADRs,GDRs,SDRs etc.)	No of Outstanding DRs.	No of Shares underlying outstanding DRs.	Shares underlying outstanding DRs as a Percentage of total number of shares (i.e Grand Total (A)+ (B) + (C) Indicated in statement at para(I) (a) above)
1	GDRs			
TOTAL :				

(II) (b) Statement showing holding of Depository Receipts (DRs) , where
underlying shares held by 'promoter / promoter group' are in excess
of 1% of the total number of shares.

Sr.No.	Name of the DR Holder	Type of Outstanding DR (ADRs,GDRs,SDRs etc.)	No of Shares underlying outstanding DRs.	Shares underlying outstanding DRs as a Percentage of total number of shares (i.e Grand Total (A)+(B)+(C) Indicated in statement at Para (I) (a) above)
1				
TOTAL :				



For Kamam Spinning Mills Limited

 (P. VENKATESWARA REDDY)
 Managing Director